



# Alta Mira Specialized Family Services

Report to the Community

JULY 1, 2017 – JUNE 30, 2018

# Angelique Tafoya

## Executive Director

In fiscal year 2018, Alta Mira Specialized Family Services, Inc. experienced quite a bit of movement, both in programmatic and administrative changes. By the end of the fiscal year, we were blessed to have been able to support a total of 1,362 individuals with an intellectual/developmental disability, risk or delay and their families. Without the hard work and dedication of our staff members, this would not have been possible.

Alta Mira continues to provide exemplary services to the greater Metro area and maintains a presence as a resource for our community. It has been my pleasure to support such a dynamic agency and to advocate for the many people that we serve on a daily basis.

Remember - Until No Family Needs Us, We Need You!

A handwritten signature in purple ink, appearing to read 'Angelique Tafoya', is centered on the page. The signature is fluid and cursive, with a large initial 'A'.

Angelique Tafoya, Executive Director

# Board of Directors

## Officers:

- ▶ Brett Penfold, President
- ▶ Spencer Wright, President-elect
- ▶ Annie Grubelnik, Treasurer
- ▶ Jason Anderson, Secretary
- ▶ John Phinizy, At-Large Member

## Members:

- ▶ Tina Dunk
- ▶ Laurie Jordan
- ▶ Erin Killion
- ▶ Damian Lara
- ▶ Jessica Pinto
- ▶ Damien Maestas
- ▶ Jeramy Schmehl

Thank you for your service and commitment  
to our staff and participant families!

# Early Intervention



Helping children develop to their fullest potential by supporting them early.

Early Intervention services are provided by professionals in the family home, child care center or any other place the family and child feel comfortable.

## Early Intervention Services

A total of 855 children and their families received Early Intervention services in 2018

Services	Hours Provided	Children Served
Evaluations	347	351
Service Coordination	2,637	847
Developmental Instruction	11,868	501
Family Counseling	438	12
Nursing	48	13
Occupational Therapy	1,445	253
Physical Therapy	399	151
Social Work Services	63	31
Speech Language Pathology	1,534	321

# Family Support Services



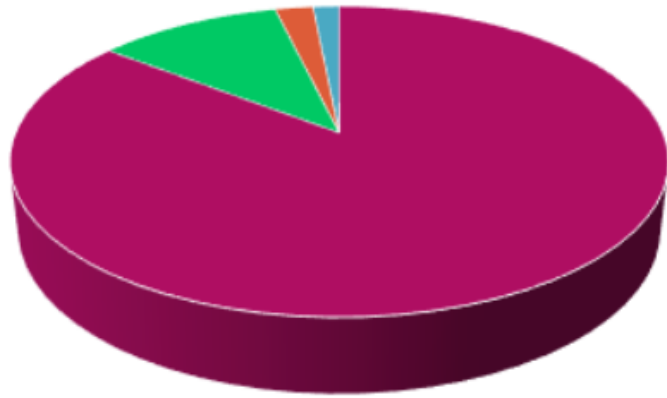
Providing a network of services tailored to the individual and family's needs. Services can change and grow flexibly as needed throughout an individual's life as their personal insights, experiences and choices grow and change.

The Family Support Services program utilizes contractors who are well prepared to meet each individual's needs. Services take place where the individuals live, work and spend their leisure time.

<b>Family Support Services</b>		
<b>A total of 507 individuals and their families received Family Support Services in 2018</b>		
	<b>Units Provided</b>	<b>Individuals Served</b>
Family Living	92,071 days	148
Substitute Care	76,981 hours	146
Nursing	7,726 hours	146
SGF Respite	25,072 hours	171
MW Respite	272,754 hours	50
Mi Via Family Living	4,783 hours	9
Customized in-Home Supports	34,651 hours	6
Customized Community Supports	3,654 hours	14
Kirtland Air Force Base Exceptional Family Member Program		12

# Financial Health

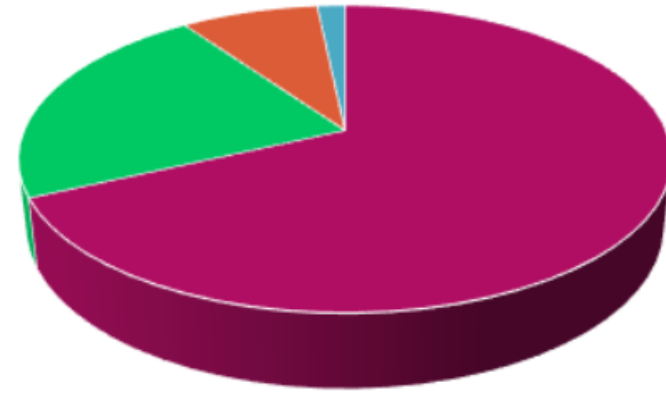
## Revenue



- Medicaid and Medicaid Waiver   ■ New Mexico State General Funds
- Contributions and Fundraising   ■ Other Income

Medicaid and Medicaid Waiver	8,203,619.00	85%
New Mexico State General Funds	1,038,282.00	11%
Contributions and Fundraising	214,481.00	2%
Other Income	147,112.00	2%
<b>Total Revenue</b>	<b>\$ 9,603,494.00</b>	<b>100%</b>

## Expenses



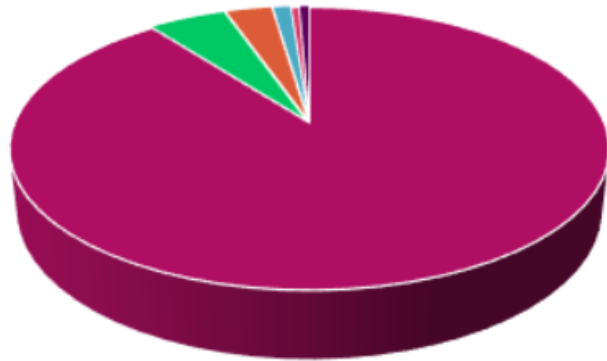
- Family Support Services   ■ Early Childhood   ■ Administration   ■ Fundraising

Family Support Services	6,769,240.00	68%
Early Childhood	2,199,242.00	22%
Administration	807,865.00	8%
Fundraising	163,732.00	2%
<b>Total Expenses</b>	<b>\$ 9,940,079.00</b>	<b>100%</b>

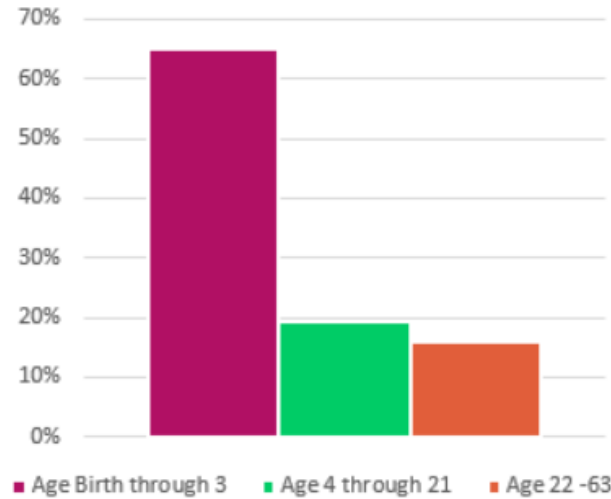
# Range of Services

County

- 90% Bernalillo
- 5% Torrance
- 3% Santa Fe
- 1% Sandoval
- 1% Valencia
- 1% Other

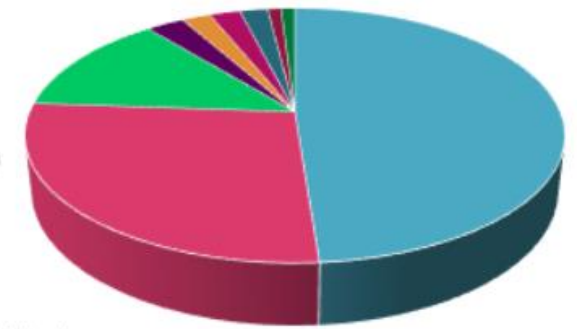


Age




Ethnicity

- 49% Hispano or Latino
- 27% White
- 13% Unknown
- 3% Multi-ethnic
- 2% Black or African American
- 2% American Indian
- 2% Other
- 1% Asian
- 1% Native Hawaiian or Pacific Islander



Alta Mira provides services to individuals in New Mexico, across all cultures and ethnicities, and throughout their entire lives.



Supporting Families and  
Realizing Dreams for the  
families of New Mexico for  
33 years.